

만성질환 통계

익수사고 발생현황, 2015~2018

I 성별, 연령별 현황

◆ 2015년부터 2018년까지 익수사고로 인해 23개 응급실손상환자심층조사 참여병원의 응급실에 내원한 환자 수는 673명으로 남자가 474명(70.4%), 여자가 199명(29.6%)으로 남자가 여자보다 약 2.4배 정도 많았음. 연령별로는 9세 이하의 소아에서 발생 빈도가 높았고, 고령으로 갈수록 사망분율은 증가하였음(그림 1).

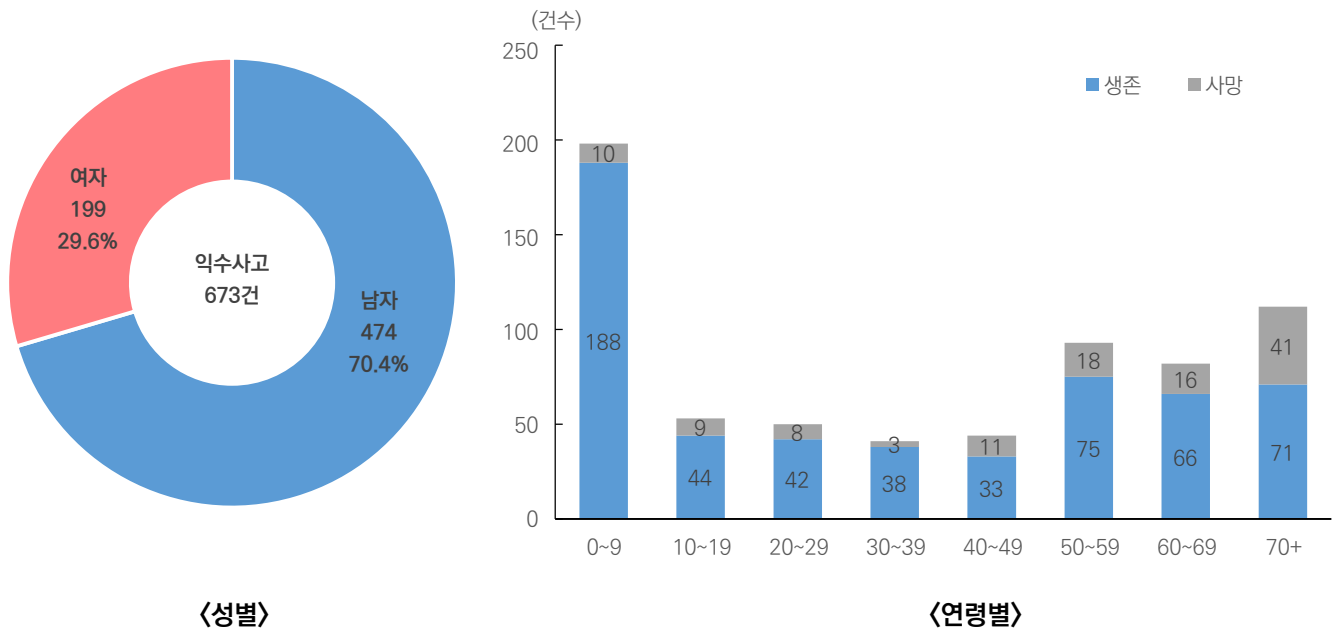


그림 1. 성별, 연령별 익수사고 발생 현황, 2015~2018

* 익수사고: 의도성 익수(자해 · 자살 포함)를 제외한 비의도성 익수사고

§ 사망분율(%): 익수사고 사망건수 / 익수사고 발생건수 × 100

※ 주의: 제시된 값은 2015년부터 2018년까지 23개 병원 응급실에 내원한 환자의 자료를 분석한 결과로서 우리나라 전체를 대표하지 않음

2 활동별, 장소별 현황

◆ 익수사고는 주로 여가활동(47.8%) 중에 발생하였고, 발생 장소로는 수영장 시설, 목욕시설, 집 등에 비해 야외(56.2%)에서 더 많이 발생하였음(그림 2).

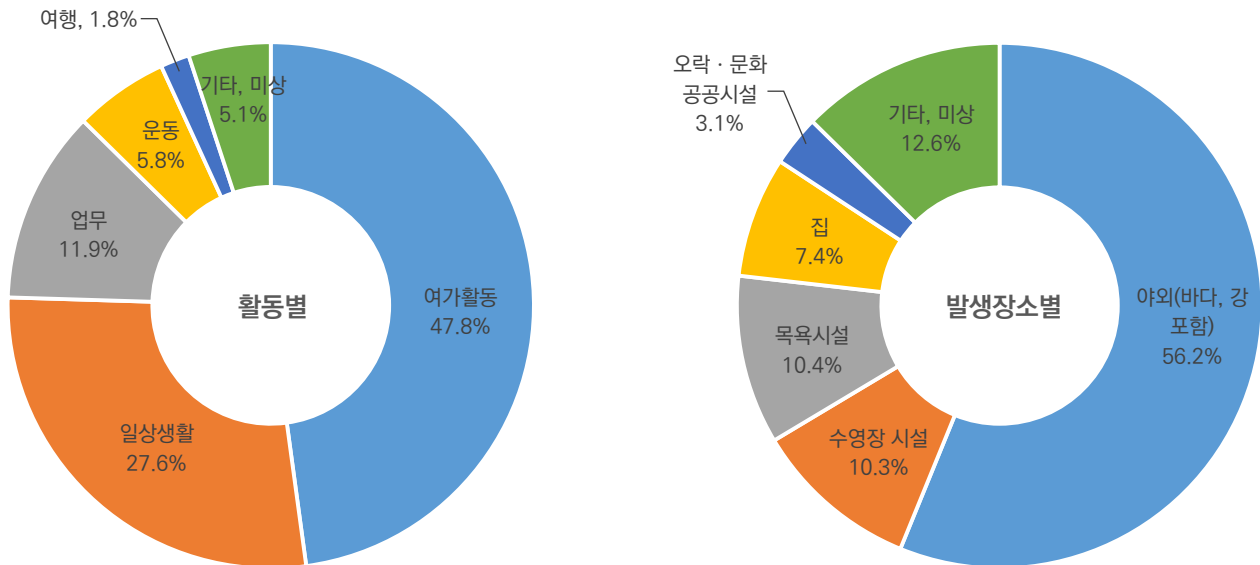


그림 2. 활동별, 장소별 익수사고 발생 현황, 2015~2018

* 익수사고: 의도성 익수(자해 · 자살 포함)를 제외한 비의도성 익수사고

§ 사망분율(%): 익수사고 사망건수 / 익수사고 발생건수 × 100

※ 주의: 제시된 값은 2015년부터 2018년까지 23개 병원 응급실에 내원한 환자의 자료를 분석한 결과로서 우리나라 전체를 대표하지 않음

자료원 : 질병관리본부, 응급실손상환자심층조사

* 응급실 손상환자 심층조사: 매년 23개 병원 응급실에 내원한 손상환자의 발생원인을 비롯한 손상관련 자료를 수집하여 손상 통계 산출

작성부서 : 질병관리본부 질병예방센터 만성질환관리과

Noncommunicable Disease (NCD) Statistics

Current status of drowning accident

I Current status of drowning accident by sex and age group

◆ From 2015 to 2018, the number of patients who visited the emergency room of 23 participating hospitals that joined the Emergency Room In-depth Injury Survey due to drowning accident was 673, with 474 men (70.4%), and 199 women (29.6%), about 2.4 times more men than women. By age group, the incidence of children under the age of 9 was more frequent. And the older the age group, the higher the percentage of death (Figure 1).

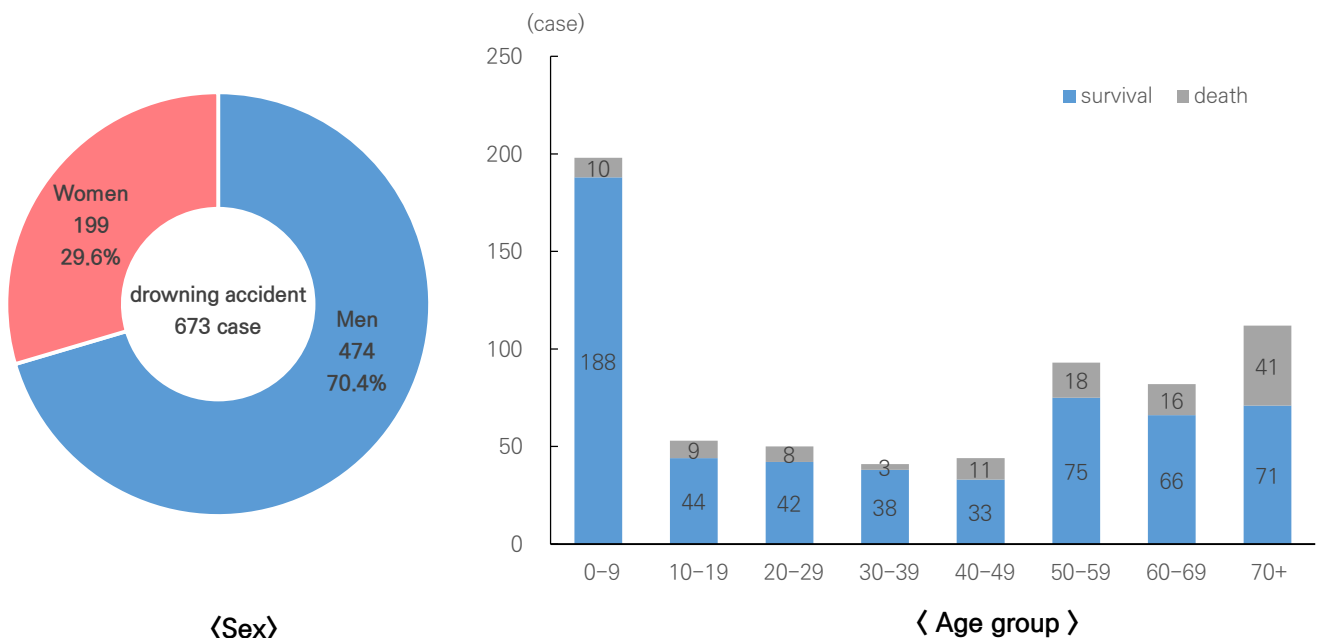


Figure 1. Current status of drowning accident by sex and age group, 2015–2018

* Drowning accident: unintentional drowning except intentional drowning (including self-inflicted and suicide)

§ Percentage of death(%): number of death caused by drowning / Number of drowning Incidence × 100

※ Caution: the suggested value is based on the analysis of the data of patients visiting the emergency rooms of 23 participating hospitals from 2015 to 2018 and does not represent the entire nation.

2 Current status of drowning accident by activity and place

◆ The drowning accident occurred mainly during leisure activities (47.8%), and more occurred in outdoor (56.2%) than in swimming pool facilities, bath facilities and home (Figure 2).

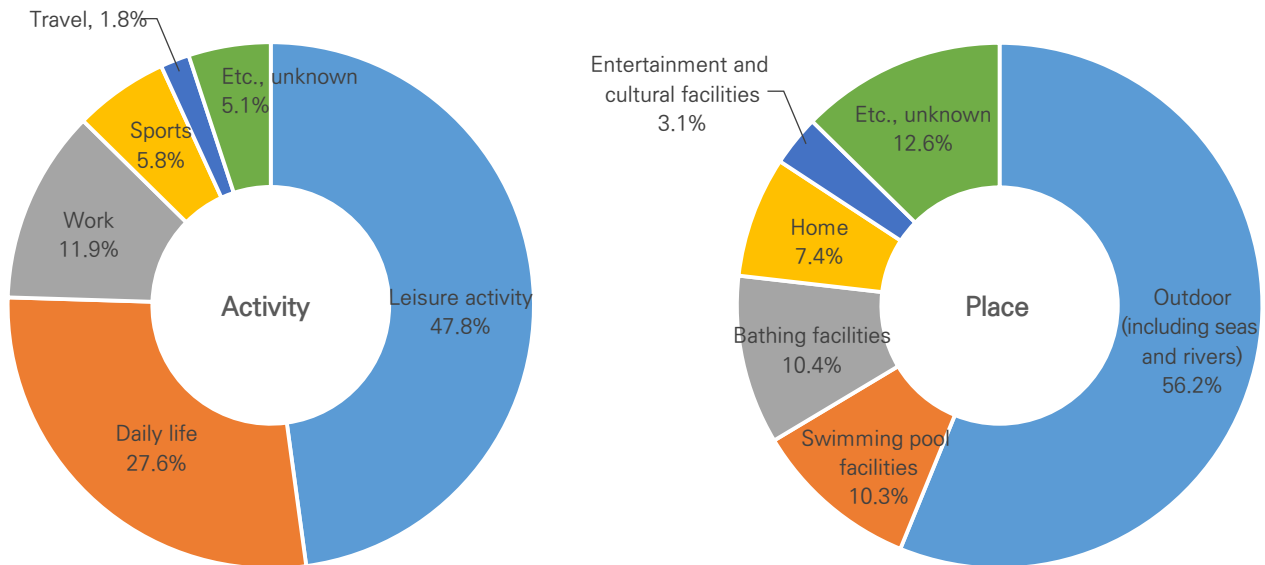


Figure 2. Current status of drowning accident by activity and place, 2015–2018

* Drowning accident: unintentional drowning except intentional drowning (including self-inflicted and suicide)

§ Percentage of death (%): number of death caused by drowning / Number of drowning Incidence × 100

※ Caution: the suggested value is based on the analysis of the data of patients visiting the emergency rooms of 23 participating hospitals from 2015 to 2018 and does not represent the entire nation.

Source: Emergency Room In-depth Injury Survey, Korea Centers for Disease Control and Prevention

* Emergency Room In-depth Injury Survey: Produces injury statistics by collecting injury-related data, including the causes of the injured patients visiting the emergency rooms of 23 hospitals each year.

Reported by: Division of Chronic Disease Control, Korea Centers for Disease Control and Prevention